


Accessing M-Files on devices other than your Guild Computer

There are a few different ways you can access your M-Files account without your work computer.

1. Adding M-Files to Android and iOS devices.

Download the M-Files app from your device's App Store.



Once downloaded and accessed, you will be greeted with the server details login screen. Fill in with details provided below.

Server: <https://m-files.guild.curtin.edu.au/>


A screenshot of the M-Files login screen. The background is blue with the 'M-Files' logo in white at the top. Below the logo is a white input field containing the URL 'https://m-files.guild.curtin.edu.au/'. At the bottom of the screen is a white button with the text 'Connect' in blue.

Select connect to bring up login details.

Your login details are the same as your Guild computer login details.

Username: Guild computer login

Password: Guild password



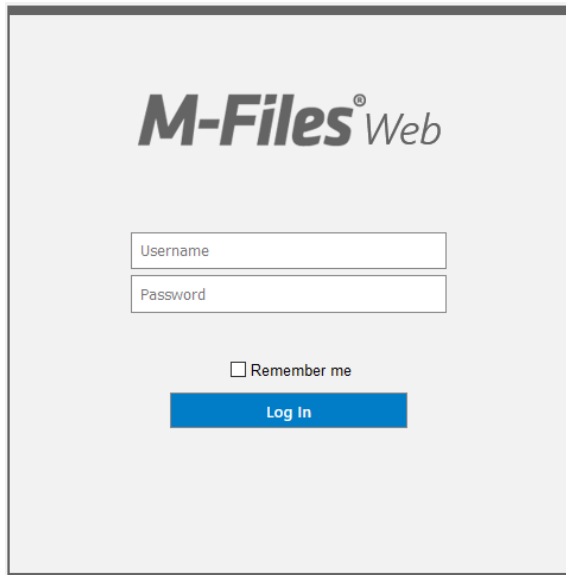
2. Accessing M-Files with a browser.

You can also access M-Files through a browser, with the hyperlink below.

<https://m-files.guild.curtin.edu.au/>

Username: Guild computer login

Password: Guild password



***Please note that some features won't work as they do on the desktop application (Guild Computer) – This relates to both mobile app and browser access.**