

NEW TO CURTIN

Kick off first year the right way
with our hot tips!

CURTIN STUDENT
GUILD

LEVEL UP YOUR FIRST YEAR

Here are 9 steps to help you kick off on the right foot this year!

1 Get your student ID Card and 2020 Student Sticker

Use to access library services, buildings, for your exams and to vote in the Guild elections! **Pre-order** through OASIS and collect them from **Curtin Connect** (Building102).

2 Get your FREE Guild Sticker

All Curtin students are automatically members of the Guild! Show us your Student ID Card and 2020 Student Sticker to get your **FREE 2020 Guild sticker and diary** to start saving on food, drinks, activities and online discounts.

3 Get social

Follow us for info on giveaways, competitions, student services, and the best food on campus!

@/CURTINGUILD
@/FOODATCURTIN
@/CIIRTINTAV

8 Connect with your Equity Departments

Our Equity Departments are here to get the best outcome for students on all. Follow their Facebook page to stay up to date on events, activities, and giveaways.

9 Finding classrooms

If your class is in 100.301, it means you're in building 100, room 302. Room 302 will be on the 3rd floor.

4 Join a Guild Club

Clubs are the best way to make friends on campus. Go to our website to find one that's right for you. You'll receive two **\$5 Club vouchers** with your 2020 sticker to help cover the sign-up fee!

GUILD.CURTIN.EDU.AU

7 Join your faculty Facebook group

Connect with other students in your faculty, ask questions and get support. Find your group on the Guild FB page.

@/CURTINGUILD

6 Get ready to start classes

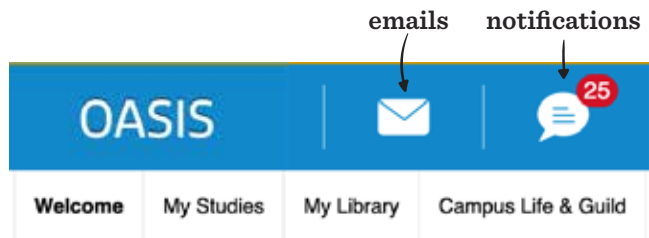
OASIS is where you receive Official Communication and Alerts from Curtin and **Blackboard** is where you'll access info on your units and submit digital assignments. Don't forget, you won't be able to access your grades until you complete the **Academic Integrity Exam (AIP)** on Blackboard.

5 Get sustainable

The Guild is taking action to reduce the impact of our activities on the environment. Pick up a reusable straw from any Guild café for \$2.50 and check out our compost bins!

GET TO KNOW YOUR DIGITAL LAUNCHPAD

OASIS is your student online portal. It is where you can access your Curtin information, online resources, and notifications.



Welcome: essentials, student emails, reminders, latest news.

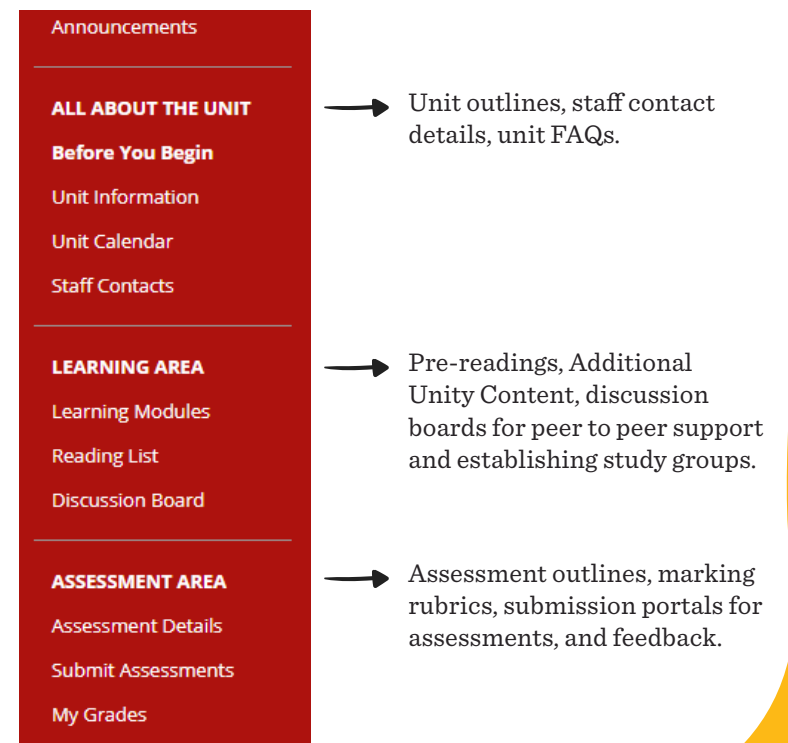

My Studies: enrolment info such as unit outlines, Blackboard (for submitting assessments) and “quick forms” including:

- Submitting an assessment extension
- Appealing against assessment results
- Changing your personal details
- Applying for units

My Library: study room bookings, book loans, referencing guides

Campus Life & Guild: where to eat on campus, how to fast track your student ID or SmartRider, top-up your print card, and how to join clubs!

My Studies has one of your most valuable resources; BLACKBOARD! This online tool gives you all your information on your individual units.



YOUR VOICE ON CAMPUS

Be the first to know about our freebies, event deets, competitions, news, and exclusive offers by following us!

  /CURTINGUILD

  /CURTINTAV

  /FOODATCURTIN

Curtin Student Guild is committed to providing quality services and activities to represent you, the students.



Your Faculty Representatives can help you learn the ropes of uni life, and can also provide peer and faculty support. Go to the fac rep page on our website for more info.



Student Assist offers free, unbiased, confidential support on personal, academic and financial issues, including help with your tax!

7 Handy apps that every Curtin student should have on their phones:



CelloPark



Elsie



Spotify



Thesaurus



Outlook



Lost On Campus



Unidays

Curtin Student Guild represent and advocate for you throughout the year on important issues. We make sure you leave Curtin with more than just a paper.

**CURTIN STUDENT
GUILD**

**BUILDING 106F
CURTIN UNIVERSITY
(08) 9266 2900
HELLO@GUILD.CURTIN.EDU.AU**

**@ /CURTINGUILD
GUILD.CURTIN.EDU.AU**